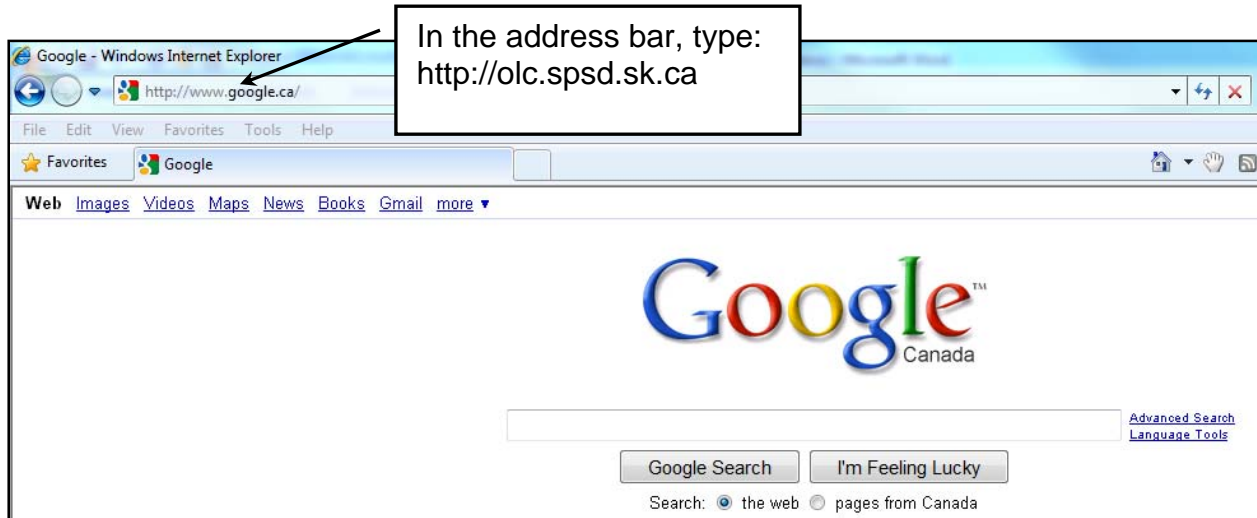


How to Login to Blackboard (Bb)

For this example, I will be using Internet Explorer to demonstrate “How to Login to Blackboard (Bb)”

Open your web browser (we are using IE for this example).

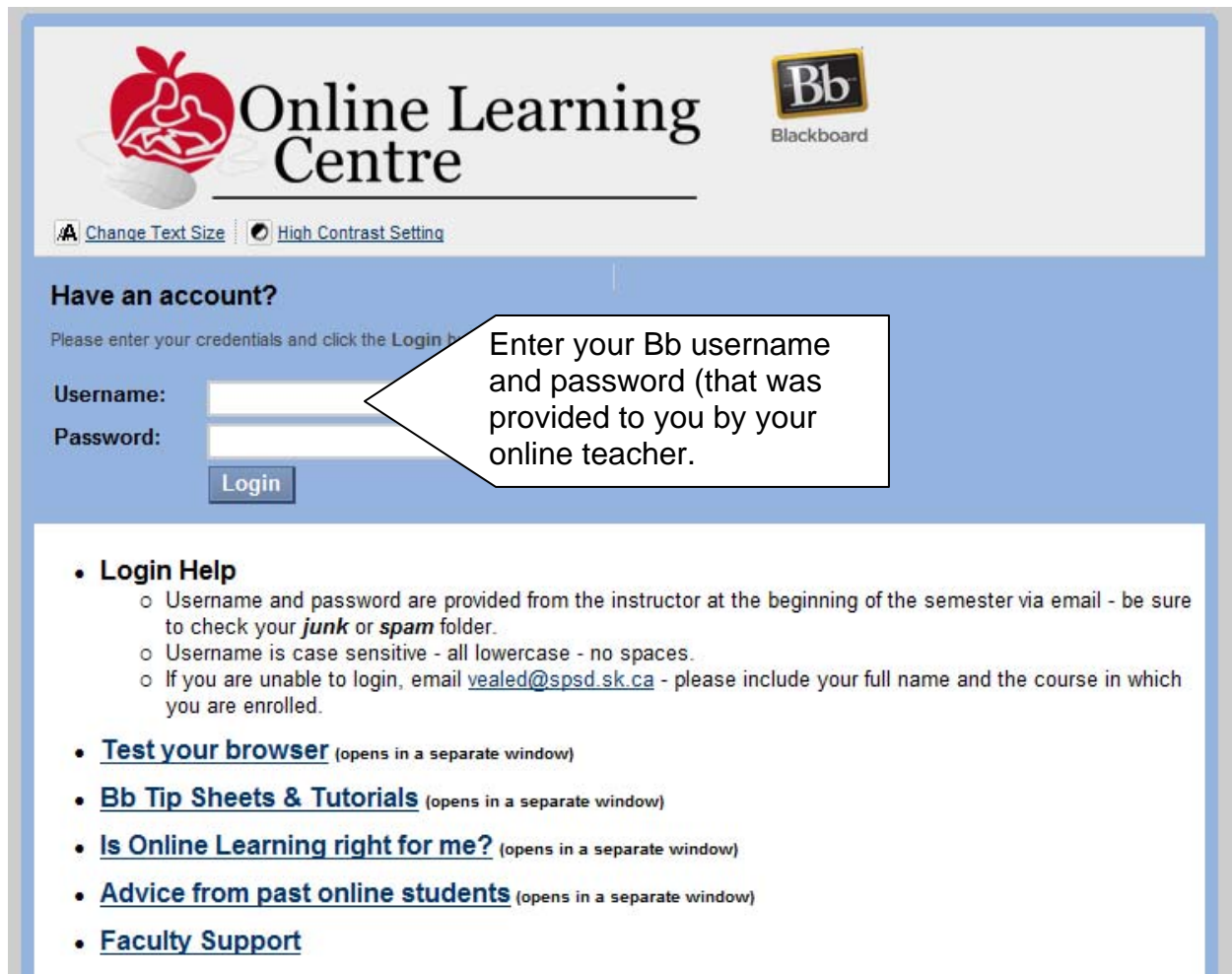


You will be taken to the OLC homepage.

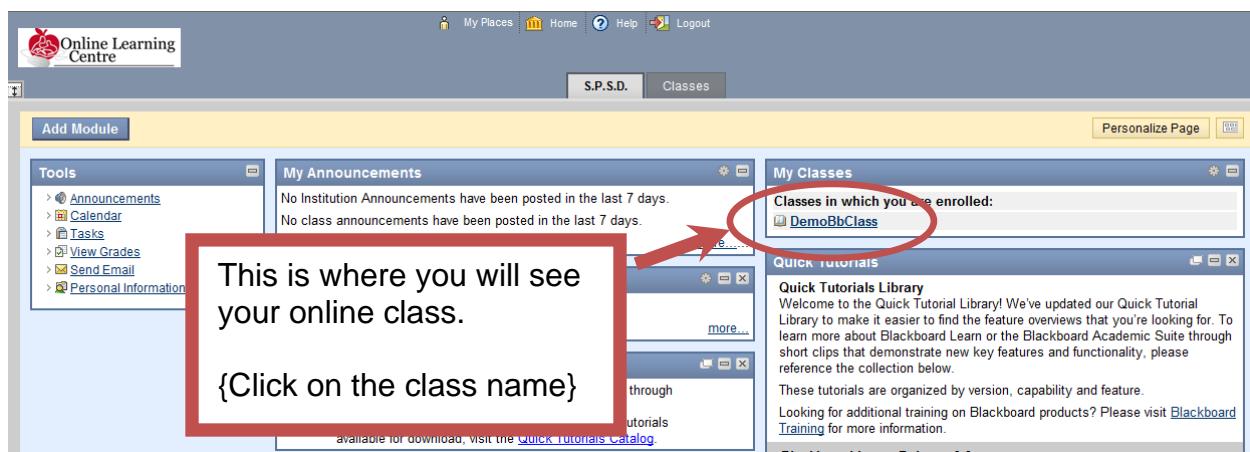
The Student Login is found at the top right corner.



The next page you will be taken to is the Blackboard Login page. This is where you will enter your Bb username and password.



The screenshot shows the Blackboard Login page for the Online Learning Centre. At the top left is the Online Learning Centre logo, and at the top right is the Blackboard logo. Below the logos are links for 'Change Text Size' and 'High Contrast Setting'. The main heading is 'Have an account?' followed by the instruction 'Please enter your credentials and click the Login button'. There are two input fields: 'Username:' and 'Password:', with a 'Login' button below them. A callout box points to these fields with the text: 'Enter your Bb username and password (that was provided to you by your online teacher.)'. Below the login fields is a 'Login Help' section with a bulleted list of instructions and links to 'Test your browser', 'Bb Tip Sheets & Tutorials', 'Is Online Learning right for me?', 'Advice from past online students', and 'Faculty Support'.



The screenshot shows the Blackboard dashboard. At the top, there are navigation links for 'My Places', 'Home', 'Help', and 'Logout'. Below this is a header with 'S.P.S.D.' and 'Classes'. A 'Personalize Page' button is on the right. The main content area is divided into several panels: 'Tools' (with links for Announcements, Calendar, Tasks, View Grades, Send Email, and Personal Information), 'My Announcements' (showing no announcements in the last 7 days), 'My Classes' (with a sub-section 'Classes in which you are enrolled:' containing a link for 'DemoBbClass'), and 'Quick Tutorials' (with a 'Quick Tutorials Library' section). A red callout box points to the 'DemoBbClass' link with the text: 'This is where you will see your online class. {Click on the class name}'.